

IPEM

Institute of Physics and
Engineering in Medicine



Short Form Nuclear Medicine Survey Report 2019

Introduction

This data is compiled from IPEM's Nuclear Medicine Survey, carried out June, 2019. An invitation to respond was sent to all heads of Nuclear Medicine Physics in the UK, at all centres delivering nuclear medicine including NHS and Independent providers. At the time of compiling this report, the response rate is 49% covering 33 centres. Data was gathered on 2 professional groups: Clinical Scientists and Clinical Technologists. Information was also gathered on other staff essential to the clinical service provision.

We have also been provided with the WTE establishment, vacancy rates and Agenda for Change banding from the British Nuclear Medicine Society's survey into the Nuclear Medicine Workforce. Covering Clinical Scientists, Clinical Technologists and Radiographers. This data combined with ours covers 115 locations at which nuclear medicine is delivered.

Vacancy Rates

Vacancy Rate including data from BNMS

	WTE	Vacancy Rate
Clinical Scientists	253.22	6%
Clinical Technologists	447.65	5%
Radiographers*	223.96	4%

*Radiographers information from 58 of the 115 locations

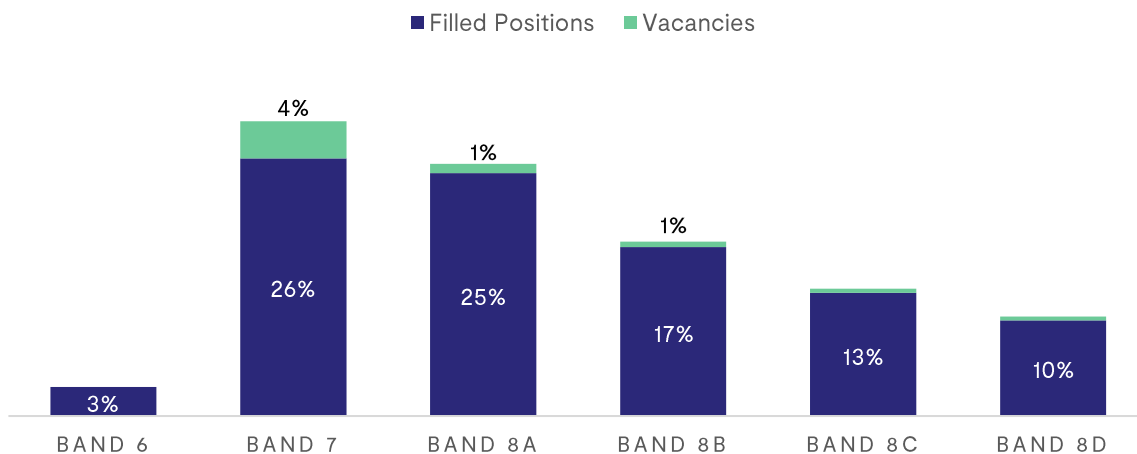
Vacancy Rate from only the IPEM survey

	WTE	Vacancy Rate
Clinical Scientists	132.14	4%
Clinical Technologists	216.9	7%

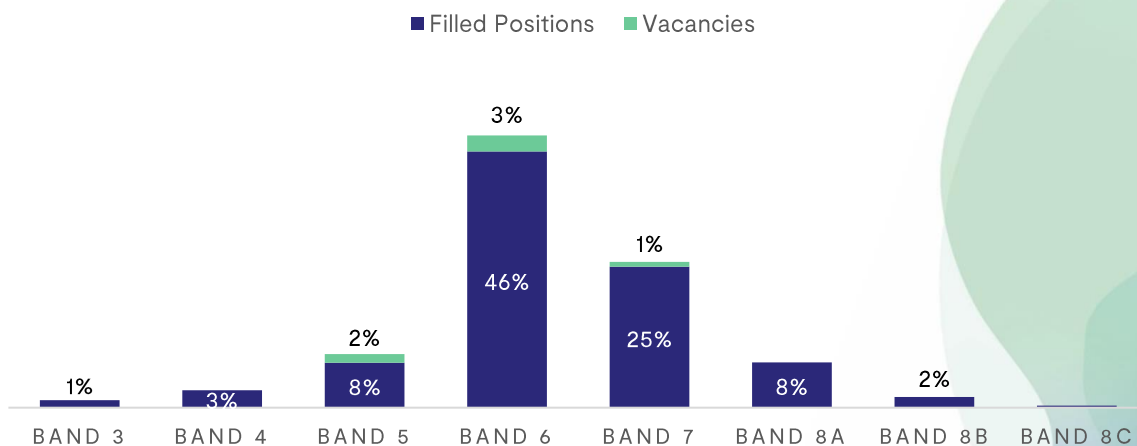
AfC Banding

The establishment of the Nuclear Medicine workforce split into their Agenda for Change Bandings. This includes the data provided by the BNMS. Where no percentage is recorded for vacancies the amount equated to less than 1%. Radiographer data was collected from 58 of the 115 locations.

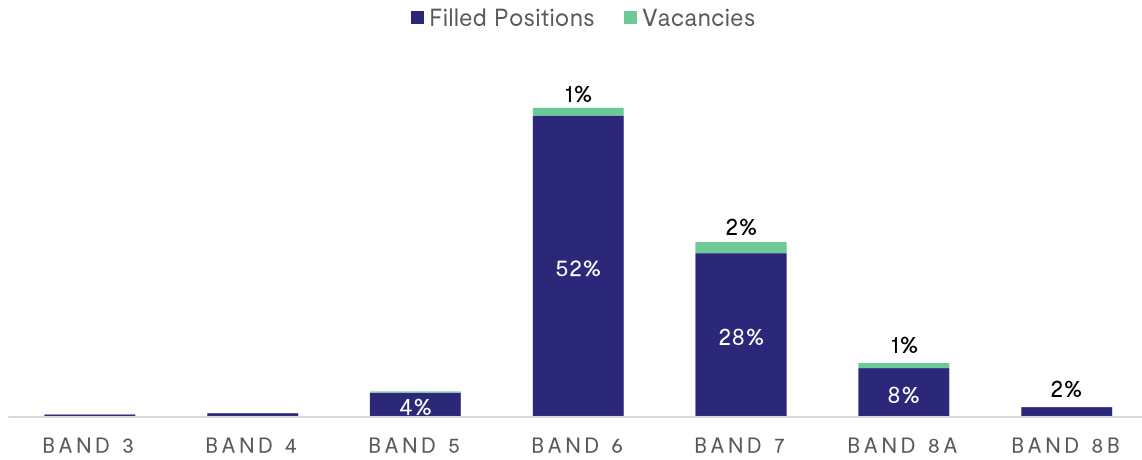
CLINICAL SCIENTIST ESTABLISHMENT



CLINICAL TECHNOLOGIST ESTABLISHMENT



RADIOGRAPHER ESTABLISHMENT (FROM 58 CENTRES)

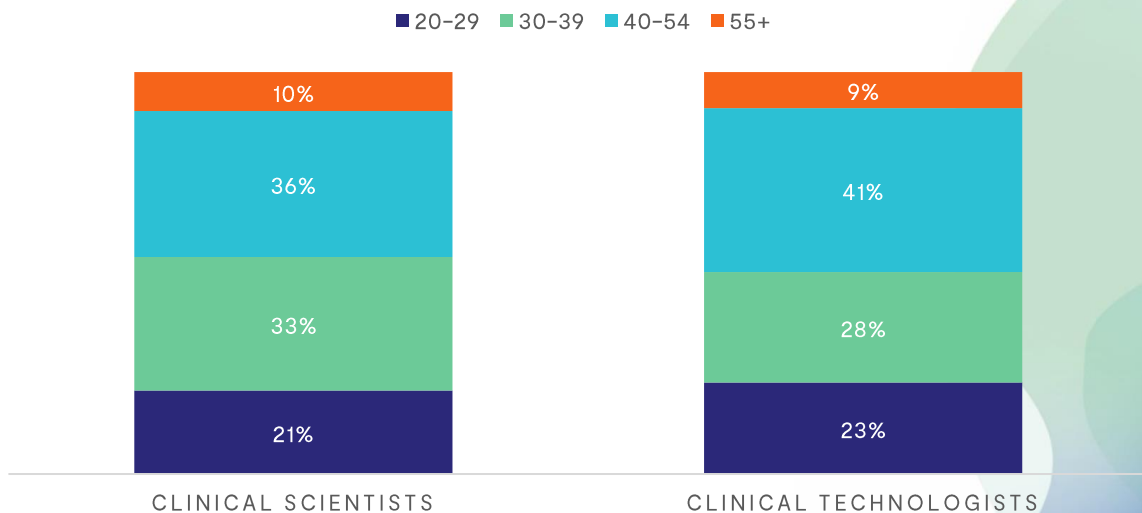


The highest vacancy rates are in Band 7 for Clinical Scientists, showing a 4% vacancy rate. Band 6 for Clinical Technologists, showing a 3% vacancy rate and Band 7 for Radiographers showing a 2% vacancy rate. Vacancy rates for each of the other bands are non-existent or extremely minimal.

Age Profile

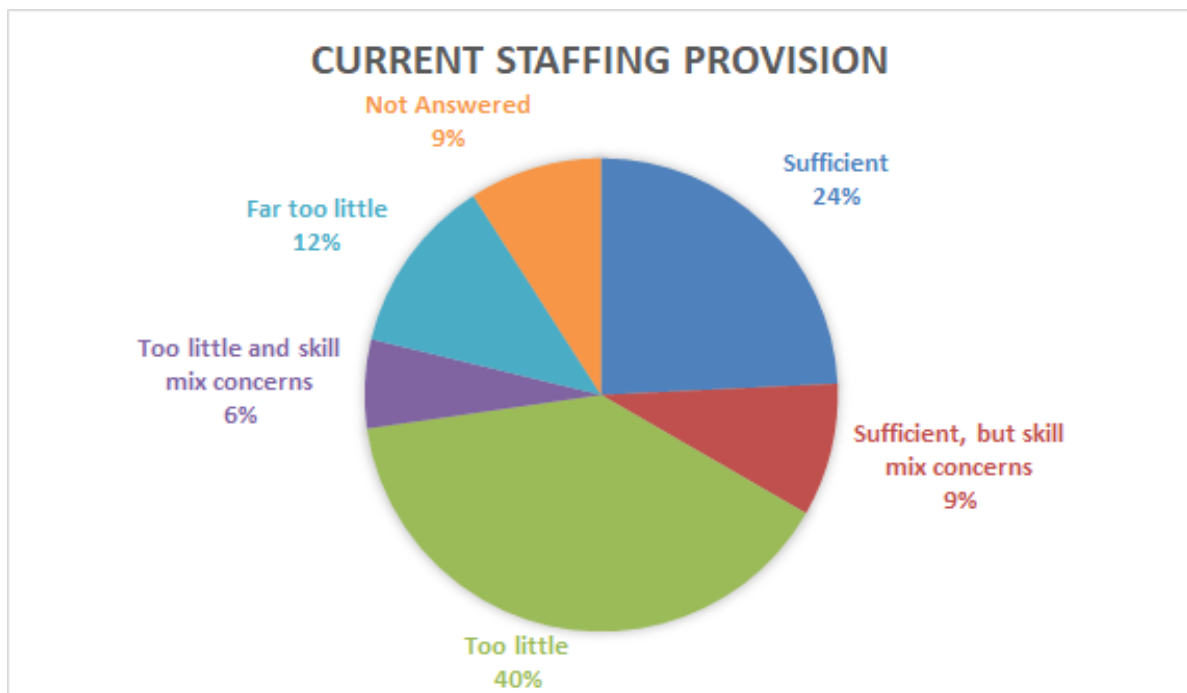
The age profile of the Clinical Scientist as compared to the Clinical Technologist workforce in Nuclear Medicine Physics. Almost half (46%) of the Clinical Scientists are aged over 40 and exactly half (50%) of the Clinical Technologists are aged over 40.

AGE GROUPS



Staffing Provision

33% of centres state their current staffing provision is sufficient, though 9% of these have a concern with skill mix. 57% of centres feel their staffing provision is not sufficient.



Comments on Staffing Provision

The comments reinforce the precarious nature of staffing this specialism, with most services stretched to capacity, and concerns were expressed of potential increase in demand or area of coverage. A difficulty in covering maternity leave or long-term illness was also highlighted. There were also concerns expressed over future workforce supply, particularly with reference to the exit from the EU, with departments often employing nuclear medicine technologists from Portugal, due to Portugal having a nuclear medicine degree program.

This just-about-managing description of the workforce is not future-proof, and while safe, does not have sufficient capacity to research, develop, and implement new technologies.